



Cheryl Cooley
QUANTITATIVE REASONING (MATH1332 43231S)

BC Survey - Results 2023 Fall (16-Week - 231S), QUANTITATIVE REASONING

Dear Instructor,

Below are the 2023 Fall (16-Week - 231S) survey results for "QUANTITATIVE REASONING (MATH1332 43231S)".

The overall indicator is listed first.

The second part of the analysis lists the average values of all individual questions.

Comments are listed at the report's end.

If you have any further questions, please reach out to a member of PIER.

Best regards,

Robert Wood
Assistant Research Analyst
Brazosport College
500 College Drive
Lake Jackson, TX 77566
(979)-230-3189
robert.wood@brazosport.edu

Cheryl Cooley
2023 Fall (16-Week - 231S)
QUANTITATIVE REASONING (MATH1332 43231S)
No. of responses = 3



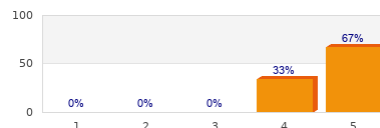
Survey Results

3. Level of Agreeance:

3.1) Instructions for course activities and assignments were clear.	strongly disagree	<table><tr><th>Rating</th><th>Percentage</th></tr><tr><td>1</td><td>0%</td></tr><tr><td>2</td><td>0%</td></tr><tr><td>3</td><td>0%</td></tr><tr><td>4</td><td>33%</td></tr><tr><td>5</td><td>67%</td></tr></table>	Rating	Percentage	1	0%	2	0%	3	0%	4	33%	5	67%	strongly agree	n=3 av.=4.7 md=5 dev.=0.6
Rating	Percentage															
1	0%															
2	0%															
3	0%															
4	33%															
5	67%															
3.2) The workload in this course was well distributed throughout the term.	strongly disagree	<table><tr><th>Rating</th><th>Percentage</th></tr><tr><td>1</td><td>0%</td></tr><tr><td>2</td><td>0%</td></tr><tr><td>3</td><td>0%</td></tr><tr><td>4</td><td>33%</td></tr><tr><td>5</td><td>67%</td></tr></table>	Rating	Percentage	1	0%	2	0%	3	0%	4	33%	5	67%	strongly agree	n=3 av.=4.7 md=5 dev.=0.6
Rating	Percentage															
1	0%															
2	0%															
3	0%															
4	33%															
5	67%															
3.3) The course was delivered as outlined in the syllabus.	strongly disagree	<table><tr><th>Rating</th><th>Percentage</th></tr><tr><td>1</td><td>0%</td></tr><tr><td>2</td><td>0%</td></tr><tr><td>3</td><td>0%</td></tr><tr><td>4</td><td>33%</td></tr><tr><td>5</td><td>67%</td></tr></table>	Rating	Percentage	1	0%	2	0%	3	0%	4	33%	5	67%	strongly agree	n=3 av.=4.7 md=5 dev.=0.6
Rating	Percentage															
1	0%															
2	0%															
3	0%															
4	33%															
5	67%															
3.4) Assessments/exams were based on material covered in assignments, readings, lectures, videos, group activities, etc.	strongly disagree	<table><tr><th>Rating</th><th>Percentage</th></tr><tr><td>1</td><td>0%</td></tr><tr><td>2</td><td>0%</td></tr><tr><td>3</td><td>0%</td></tr><tr><td>4</td><td>33%</td></tr><tr><td>5</td><td>67%</td></tr></table>	Rating	Percentage	1	0%	2	0%	3	0%	4	33%	5	67%	strongly agree	n=3 av.=4.7 md=5 dev.=0.6
Rating	Percentage															
1	0%															
2	0%															
3	0%															
4	33%															
5	67%															
3.5) The instructor made learning relevant to my field of study, career, or degree.	strongly disagree	<table><tr><th>Rating</th><th>Percentage</th></tr><tr><td>1</td><td>0%</td></tr><tr><td>2</td><td>0%</td></tr><tr><td>3</td><td>0%</td></tr><tr><td>4</td><td>33%</td></tr><tr><td>5</td><td>67%</td></tr></table>	Rating	Percentage	1	0%	2	0%	3	0%	4	33%	5	67%	strongly agree	n=3 av.=4.7 md=5 dev.=0.6
Rating	Percentage															
1	0%															
2	0%															
3	0%															
4	33%															
5	67%															
3.6) The instructor used a variety of instructional methods (examples: group discussions, student presentations, student activities, lab activities, online discussions, video assignments, case studies, etc.)	strongly disagree	<table><tr><th>Rating</th><th>Percentage</th></tr><tr><td>1</td><td>0%</td></tr><tr><td>2</td><td>0%</td></tr><tr><td>3</td><td>33%</td></tr><tr><td>4</td><td>33%</td></tr><tr><td>5</td><td>33%</td></tr></table>	Rating	Percentage	1	0%	2	0%	3	33%	4	33%	5	33%	strongly agree	n=3 av.=4 md=4 dev.=1
Rating	Percentage															
1	0%															
2	0%															
3	33%															
4	33%															
5	33%															
3.7) The instructor provided timely feedback on my assignments.	strongly disagree	<table><tr><th>Rating</th><th>Percentage</th></tr><tr><td>1</td><td>0%</td></tr><tr><td>2</td><td>0%</td></tr><tr><td>3</td><td>0%</td></tr><tr><td>4</td><td>33%</td></tr><tr><td>5</td><td>67%</td></tr></table>	Rating	Percentage	1	0%	2	0%	3	0%	4	33%	5	67%	strongly agree	n=3 av.=4.7 md=5 dev.=0.6
Rating	Percentage															
1	0%															
2	0%															
3	0%															
4	33%															
5	67%															
3.8) The instructor exhibited professional behavior, treated students respectfully, and used appropriate language during class.	strongly disagree	<table><tr><th>Rating</th><th>Percentage</th></tr><tr><td>1</td><td>0%</td></tr><tr><td>2</td><td>0%</td></tr><tr><td>3</td><td>0%</td></tr><tr><td>4</td><td>33%</td></tr><tr><td>5</td><td>67%</td></tr></table>	Rating	Percentage	1	0%	2	0%	3	0%	4	33%	5	67%	strongly agree	n=3 av.=4.7 md=5 dev.=0.6
Rating	Percentage															
1	0%															
2	0%															
3	0%															
4	33%															
5	67%															

3.9) The instructor provided grades within the stated timeframe.

strongly disagree

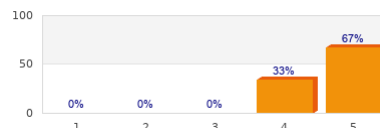


strongly agree

n=3
av.=4.7
md=5
dev.=0.6

3.10) The instructor was accessible to answer questions and explain material outside of class according to office hours.

strongly disagree



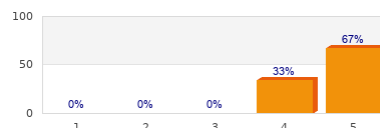
strongly agree

n=3
av.=4.7
md=5
dev.=0.6

4. Overall Satisfaction With This Course:

4.1) Please rate your overall satisfaction with the learning experience in this course.

Very Dissatisfied



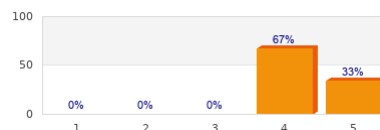
Very Satisfied

n=3
av.=4.7
md=5
dev.=0.6

5. Course Recommendation:

5.1) How likely are you to recommend this course with this instructor to a friend?

Very Unlikely



Very Likely

n=3
av.=4.3
md=4
dev.=0.6

7. Student Demographics:

7.1) How many credits have you completed toward your degree or certificate?

0 - 30 completed credits 33.3%

31 - 60 completed credits 66.7%

61 - 90 completed credits 0%

91 + completed credits 0%

n=3

7.2) This course is instructed as:

a face-to-face course 0%

a hybrid/blended course (a combination of face-to-face and online instruction) 0%

an online synchronous (students are required to participate online at a specific time) 66.7%

an online asynchronous (students view course materials at any time) 33.3%

n=3

7.3) This term I am currently enrolled in:

5 or less credit hours 33.3%


6 - 8 credit hours 33.3%

9 - 11 credit hours 0%


12 or more credit hours 33.3%

n=3

7.4) My current major is:



7.5) I am currently a high school student taking college courses.



Comments Report

6. Open Response:

6.1) What are the strengths of this course?

- Each quiz was lined up with lectures and printouts, making it easy to follow along and absorb the material.
- Lots of online only classes aren't too keen on actual instruction. Not a problem here with Cooley!
- lessons on video

6.2) What changes would you recommend that would improve this course?

- Being more lenient on docking points. If you have all the right answers, but didn't show work where there was minimal to show, there should be a certain point curve to ensure a failing grade isn't received.
- Relax the limited deadlines on test or move it to the weekend. Some of us are old folks who work mon-wed.

6.3) Any further, constructive comments?

- I liked this class and instructor
- N/A